

PATENT NO. 4,276,902

# FPR

## DESIGN FEATURES

The R-K FPR series fluid pressure regulator is designed to protect piping systems and equipment from pressure changes.

The adjustable screw and lock nut makes it easy to convert varying upstream pressure into accurate pre-set downstream pressure.

Outlet pressure should be adjusted in a closed loop system within a range of 15-100 PSI.

Top entry and parallel inlet and outlet ports to facilitate installation and avoid piping problems.

This patented pressure reducing valve is designed to keep the stainless steel spring totally isolated from the fluid chamber insuring no metal contact with the fluid.

It is ideally suited for systems that require additional pressure protection.

## FLUID PRESSURE REGULATOR

### SPECIFICATIONS

Upstream Pressure	Vacuum to 150 PSIG	Temperature Range	0 F to 140 F for PVC 0 F to 180 F for POLYPRO 0 F to 280 F for PVDF 0 F to 340 F for TEFLON
Regulated Pressure	15 to 100 PSIG (1/4" to 1-1/2") 15 to 80 PSIG (2" to 3") Consult factory for higher regulated pressure requirements	Valve ports	1/4" to 1" Valve FNPT 1.5" to 3" Valve MPT All valves are fully ported
Material	Valve Body	Mounting method	(4) 1/4" -20 tapped holes for standard machined valve body. (1/4" to 1.00") (2) cut-out slots on molded valve body (1/2" to 1.00")
	PVC Type 1, Grade 1 Polypropylene PVDF Teflon		
	Seal		
	EPDM VITON KALREZ		

### ORDER INFORMATION

The chart below will specify R - K standard valves regarding valve size, valve material, and seal material. For special orders, please consult the factory for pricing and delivery information.

FPR - X X X - X X			
VALVE SIZE	MATERIAL	SEALS	X = MOLDED BODY (1/2"-3/4"-1" only)
25 = 1/4"	1 = PVC	E = EPDM	
50 = 1/2"	2 = POLYPRO	V = VITON	
75 = 3/4"	3 = PVDF	K = KALREZ	
100 = 1.0"	4 = TEFLON	O = OTHER (Please specify)	
150 = 1.5"	5 = OTHER (Please specify)		
200 = 2.0"			
300 = 3.0"			

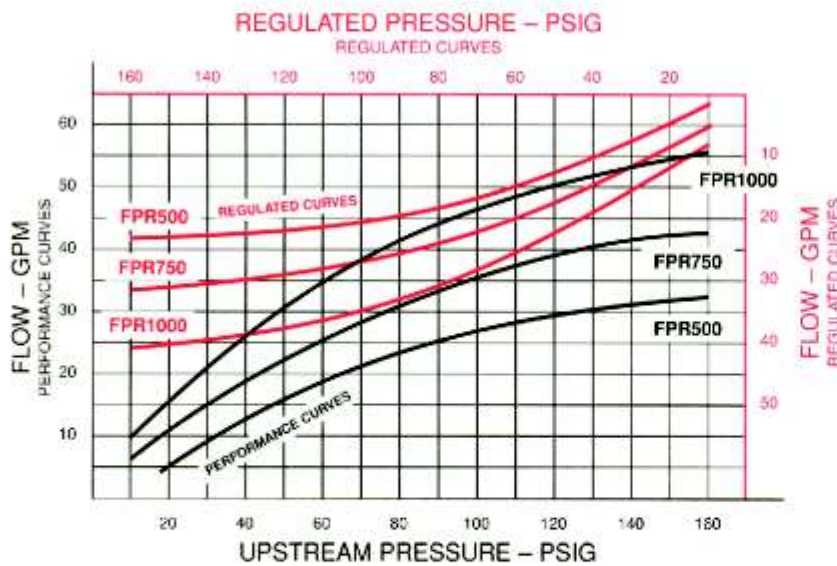
**R-K INDUSTRIES**



1120 E. LOCUST STREET  
ONTARIO, CA 91761

(909) 947-8227 • FAX: (909) 947-3039 • <http://www.rkvalve.com>

# ENGINEERING & PERFORMANCE DATA



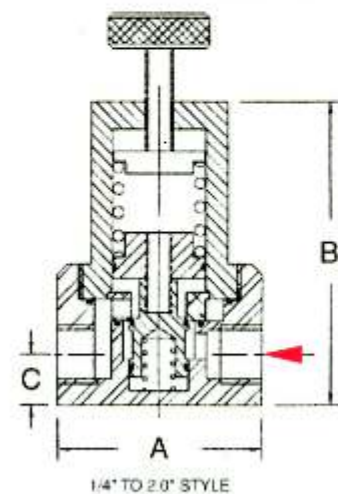
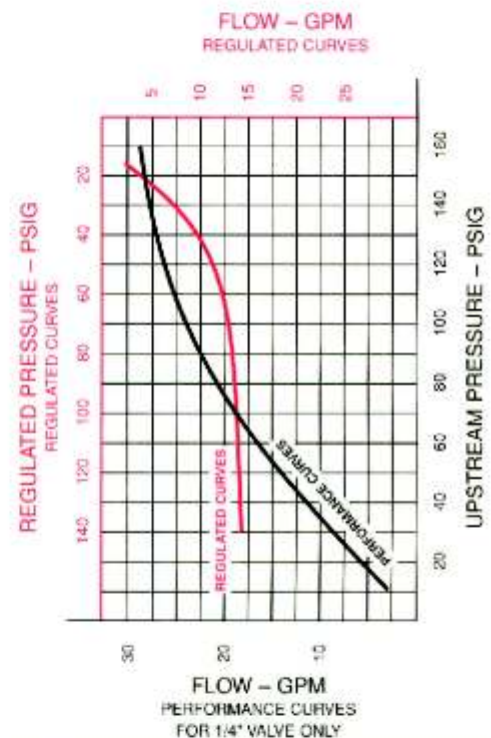
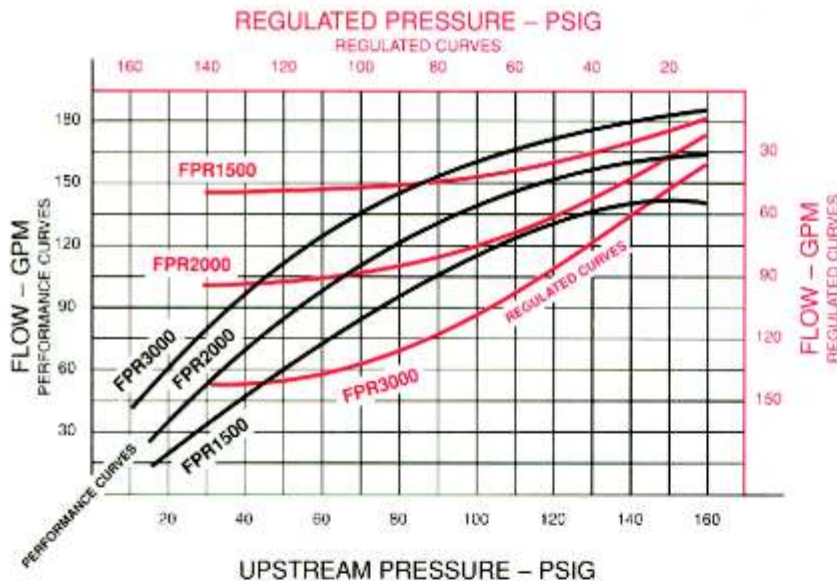
## NOTES

TEST DATA WAS PERFORMED WITH 68 DEGREE F WATER AND 160 PSIG MAXIMUM PRESSURE.

THESE PERFORMANCE CURVES WILL BE CHANGED WITH HIGHER VISCOSITY LIQUID AND/OR HIGHER TEMPERATURE.

CONSULT YOUR LOCAL SALES REP OR MANUFACTURER DIRECTLY FOR CUSTOM PRODUCTS OR SPECIAL APPLICATIONS.

The performance curves show the flow rate of FPR valves when piston seal is fully open. The regulated curves show the flow rate of FPR valves at the points of pre-set downstream pressure.

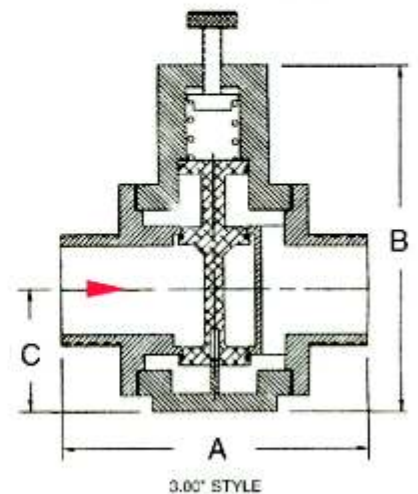


## DIMENSIONAL DATA

DIMENSIONS IN INCHES ( ) MOLDED BODY DIM

Valve size	Ports	A	B	C	Cv
1/4"	FNPT	2.00	3.12	.5	.58
1/2"	FNPT	3 (2.9)	4.2 (4.1)	.7 (.7)	2.35
3/4"	FNPT	3.5 (3.3)	4.9 (4.9)	.9 (.8)	2.72
1.0"	FNPT	4 (3.9)	5.4 (5.6)	1.1 (.9)	3.48
1.5"	MPT	5.0	8.0	1.5	15.8*
2.0"	MPT	6.0	9.0	1.7	21.1*
3.0"	MPT	9.7	10.9	3.8	31.7*

(\* ) Cv value @ 150 GPM



**R-K INDUSTRIES**



1120 E. LOCUST STREET  
ONTARIO, CA 91761

(800) 947-5227 • FAX: (909) 947-9099 • <http://www.rkvalve.com>